



CHHATNA CHANDIDAS MAHAVIDYALAYA

(Affiliated to Bankura University)

P.O.- Chhatna ✦ Dist.:- Bankura ✦ West Bengal ✦ Pin- 722 132

www.ccmv.in, e-mail : ccmvoffice@gmail.com

Mob : 9434521209 / 9475585518

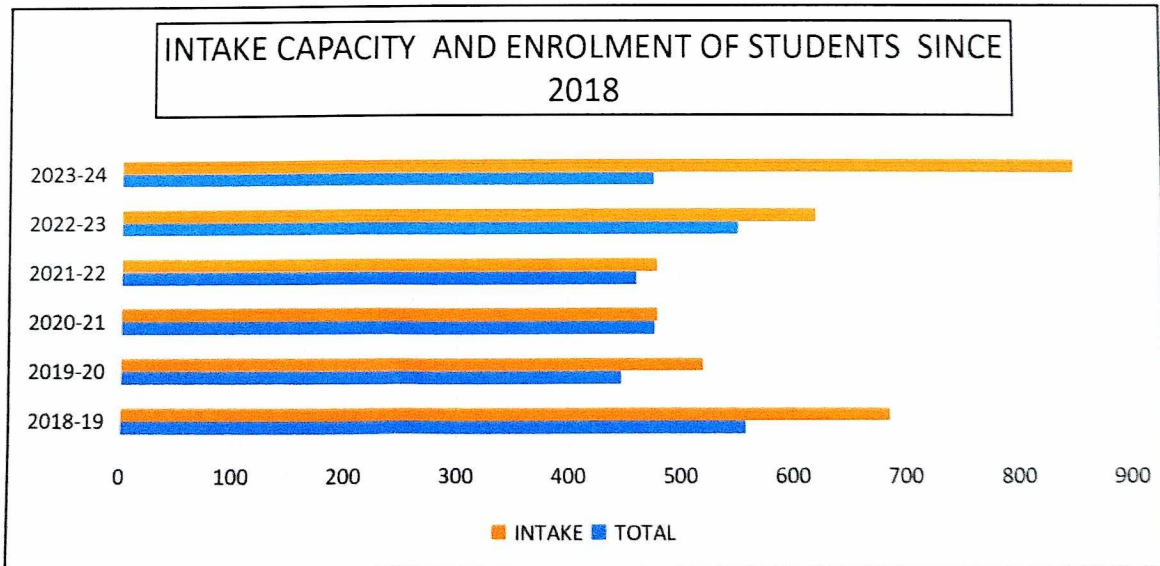
Office : 03242-201125, 7001138398, 9007933805

REPORT ON STUDENTS' ENROLMENT SINCE 2018

INTAKE CAPACITY AND STUDENT ENROLLED SINCE 2018

YEARS	TOTAL	INTAKE	& SEAT FILLED UP
2018-19	558	686	81.34%
2019-20	441	520	85.96%
2020-21	477	480	99.37%
2021-2022	461	480	96.04%
2022-23	552	622	88.74%
2023-24	477	851	56.05%

Source: Enrolment Sheet 2018 to 2024 (Excel)



Source: Enrolment Sheet 2018-19 (Excel)

Date:17/05/24



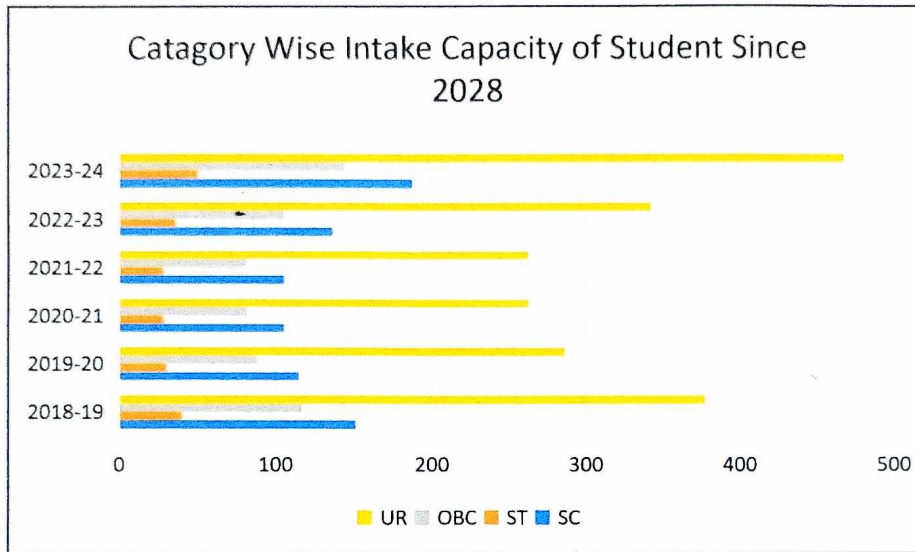
P. Kumbhakar
IQAC Co-ordinator
Chhatna Chandidas Mahavidyalaya

Malavika Sinha
Principal
Chhatna Chandidas Mahavidyalaya
Chhatna, Bankura

CATEGORY WISE INTAKE CAPACITY SINCE 2018

YEARS	SC	ST	OBC	UR	TOTAL INTAKE
2018-19	151	41	117	377	686
2019-20	115	31	88	286	520
2020-21	106	29	82	263	480
2021-2022	106	29	82	263	480
2022-23	137	37	106	342	622
2023-24	188	51	145	467	851

Source: Enrolment Sheet 2018 to 2024 (Excel)



Source: Enrolment Sheet 2018 to 2024 (Excel)

Date:17/05/24



P. Kumbhakar
IQAC Co-ordinator
Chhatna Chandidas Mahavidyalaya

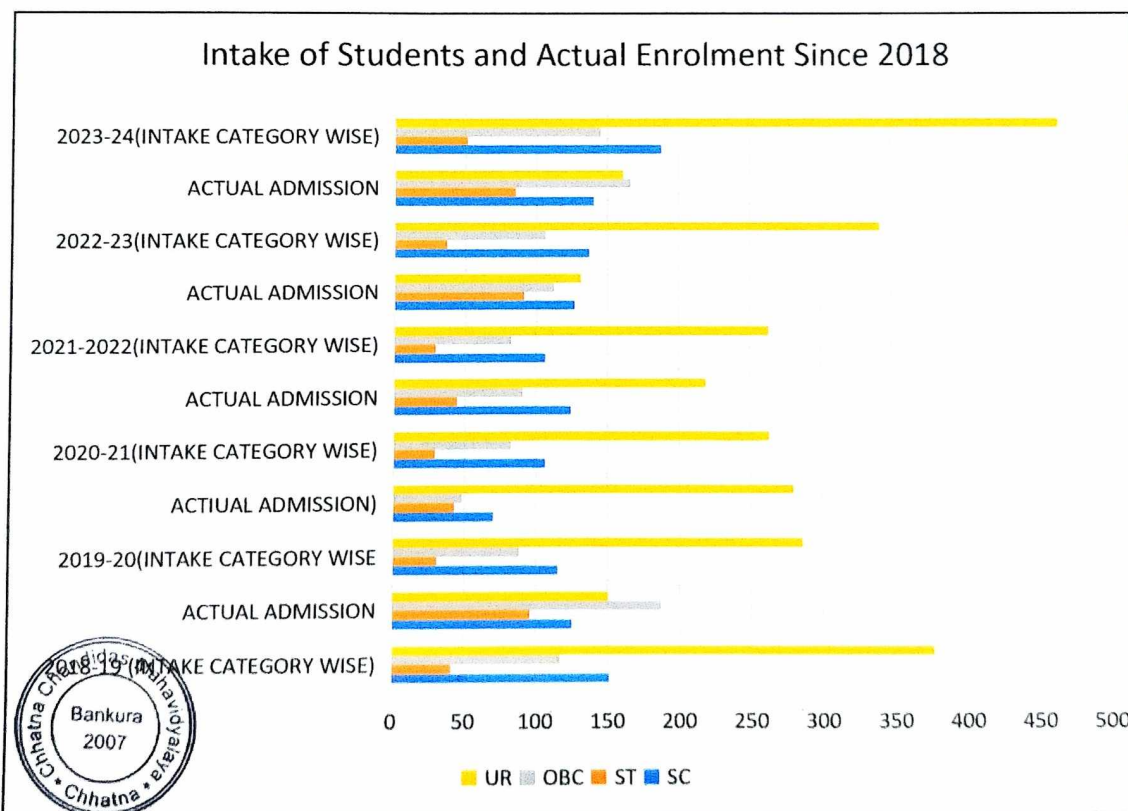
Malavika Sinha
Principal
Chhatna Chandidas Mahavidyalaya
Chhatna, Bankura

CATEGORY WISE INTAKE CAPACITY AND ACTUAL ENROLMENT SINCE 2018

YEARS	SC	ST	OBC	UR	TOTAL
2018-19 (INTAKE CATEGORY WISE)	151	41	117	377	686
ACTUAL ADMISSION	125	96	187	150	558
2019-20(INTAKE CATEGORY WISE)	115	31	88	286	520
ACTUAL ADMISSION)	70	43	48	280	441
2020-21(INTAKE CATEGORY WISE)	106	29	82	263	480
ACTUAL ADMISSION	124	44	90	219	477
2021-2022(INTAKE CATEGORY WISE)	106	29	82	263	480
ACTUAL ADMISSION	127	91	112	131	461
2022-23(INTAKE CATEGORY WISE)	137	37	106	342	622
ACTUAL ADMISSION	140	85	166	161	552
2023-24(INTAKE CATEGORY WISE)	188	51	145	467	851
ACTUAL ADMISSION	142	41	155	139	477

Source: Enrolment Sheet 2018 to 2024 (Excel)

Note: The excess number of Enrolled students reflected in Reserved Category (marked in blue colour) are actually reserved category students enrolled as UR (UNRESERVED) category on the basis of merit.



Source: Enrolment Sheet 2018 to 2024 (Excel)

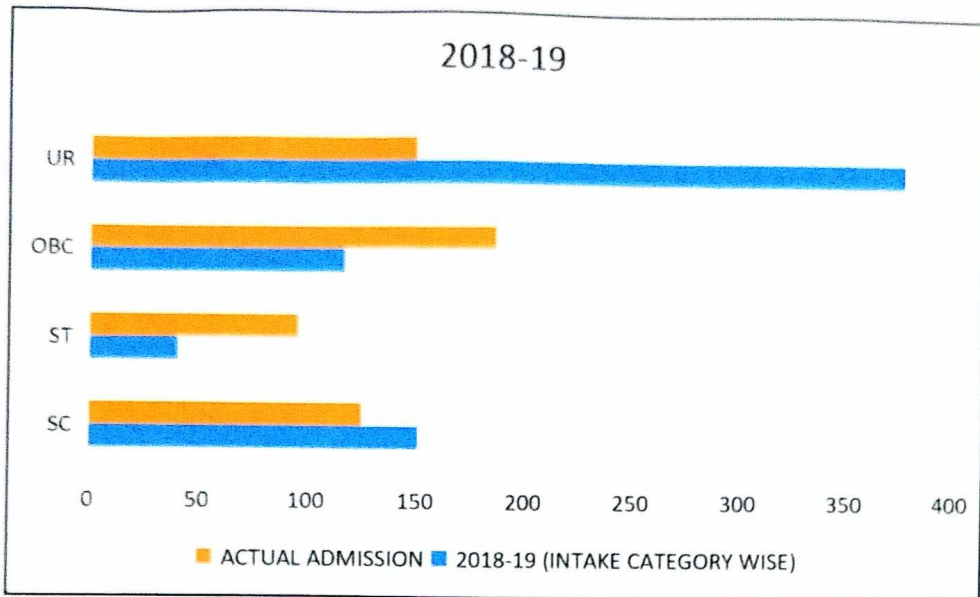
Date: 17/05/24

P. Kumbhakar

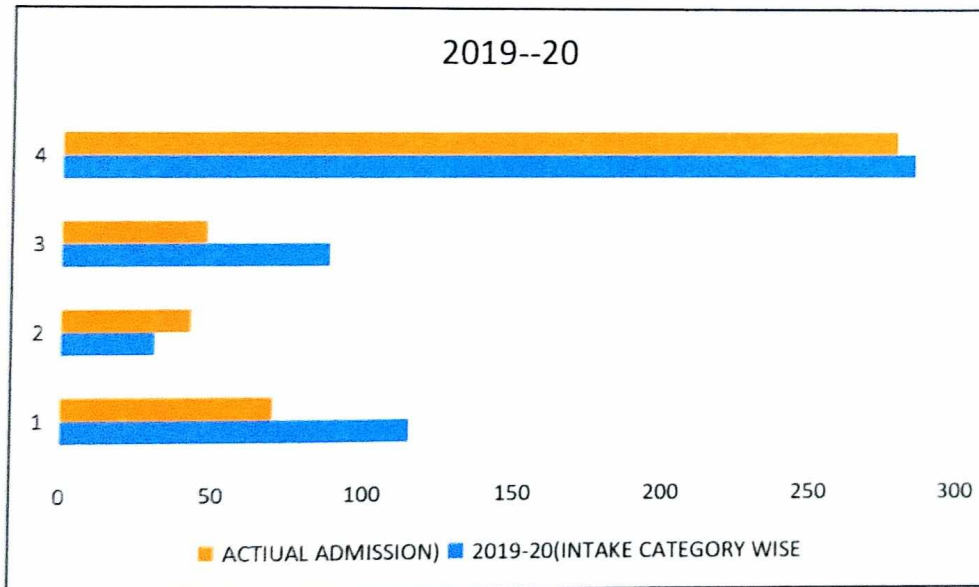
**IQAC Co-ordinator
Chhatna Chandidas Mahavidyalaya**

Malavika Sinha

**Principal
Chhatna Chandidas Mahavidyalaya
Chhatna, Bankura**



Source: Enrolment Sheet 2018 -19 (Excel)



Source: Enrolment Sheet 2019-20 (Excel)

Date: 17/05/24

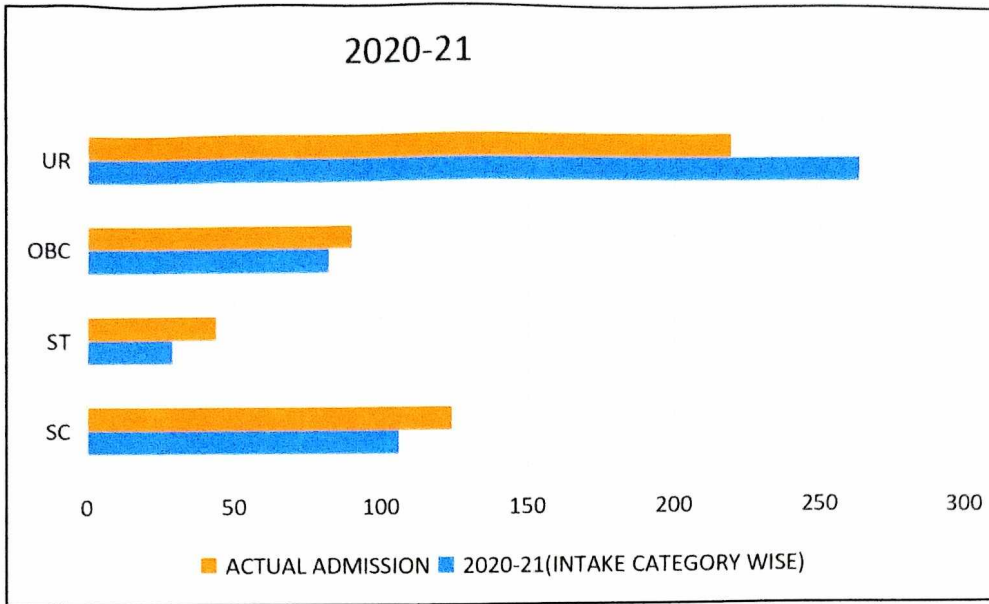


P. Kumbhakar

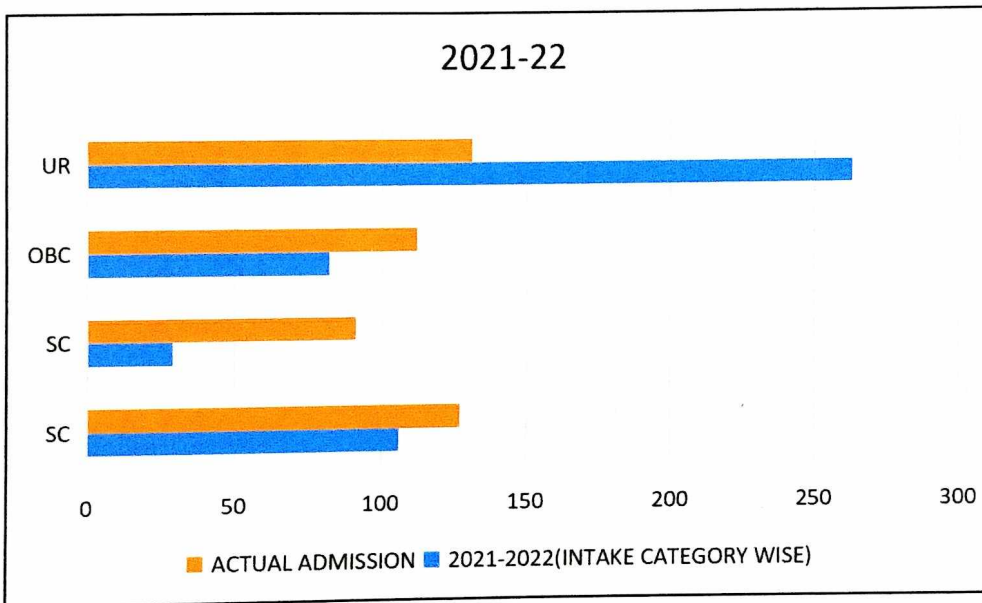
IQAC Co-ordinator
Chhatna Chandidas Mahavidyalaya

Malavika Sinha

Principal
Chhatna Chandidas Mahavidyalaya
Chhatna, Bankura



Source: Enrolment Sheet 2020-21 (Excel)



Source: Enrolment Sheet 2021-22 (Excel)

Date: 17/05/24

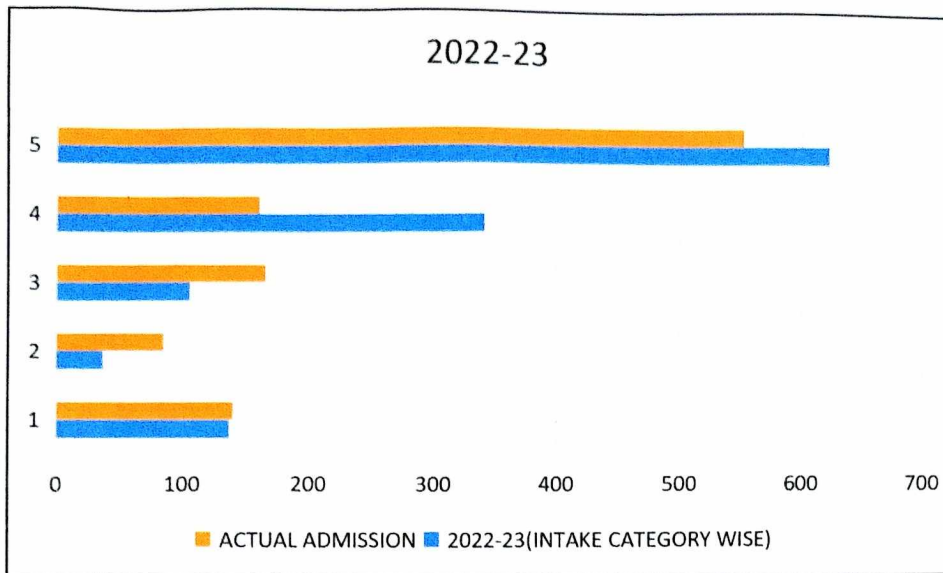


P. Kumbhakar

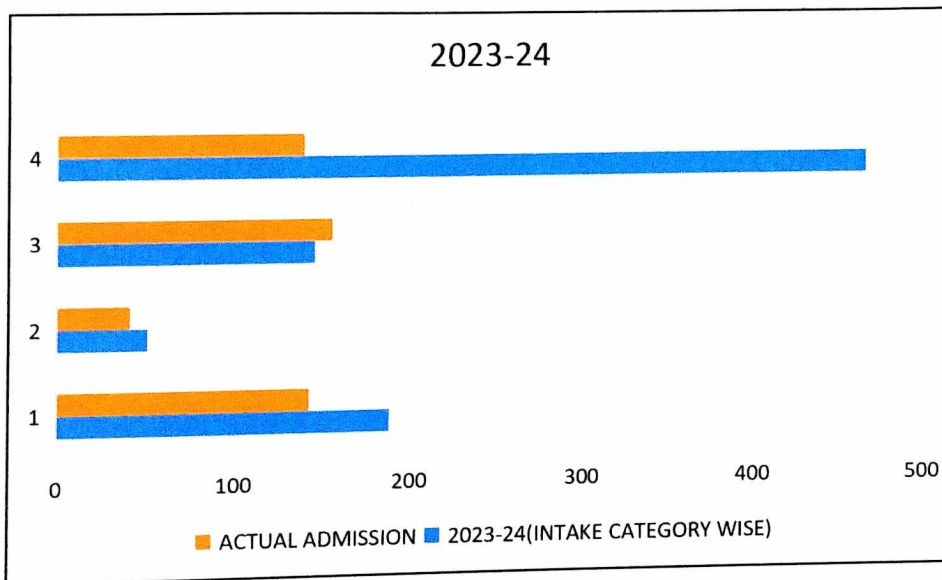
IQAC Co-ordinator
Chhatna Chandidas Mahavidyalaya

Malanika Sinha

Principal
Chhatna Chandidas Mahavidyalaya
Chhatna, Bankura



Source: Enrolment Sheet 2022-23 (Excel)



Source: Enrolment Sheet 2023 to 24 (Excel)

The excess number of Enrolled students reflected in Reserved Category are actually reserved category students enrolled as UR (UNRESERVED) category on the basis of merit.

Date: 17/05/24



P. Kumbhakar

**IQAC Co-ordinator
Chhatna Chandidas Mahavidyalaya**

Malanika Sinha

*Principal
Chhatna Chandidas Mahavidyalaya
Chhatna, Bankura*